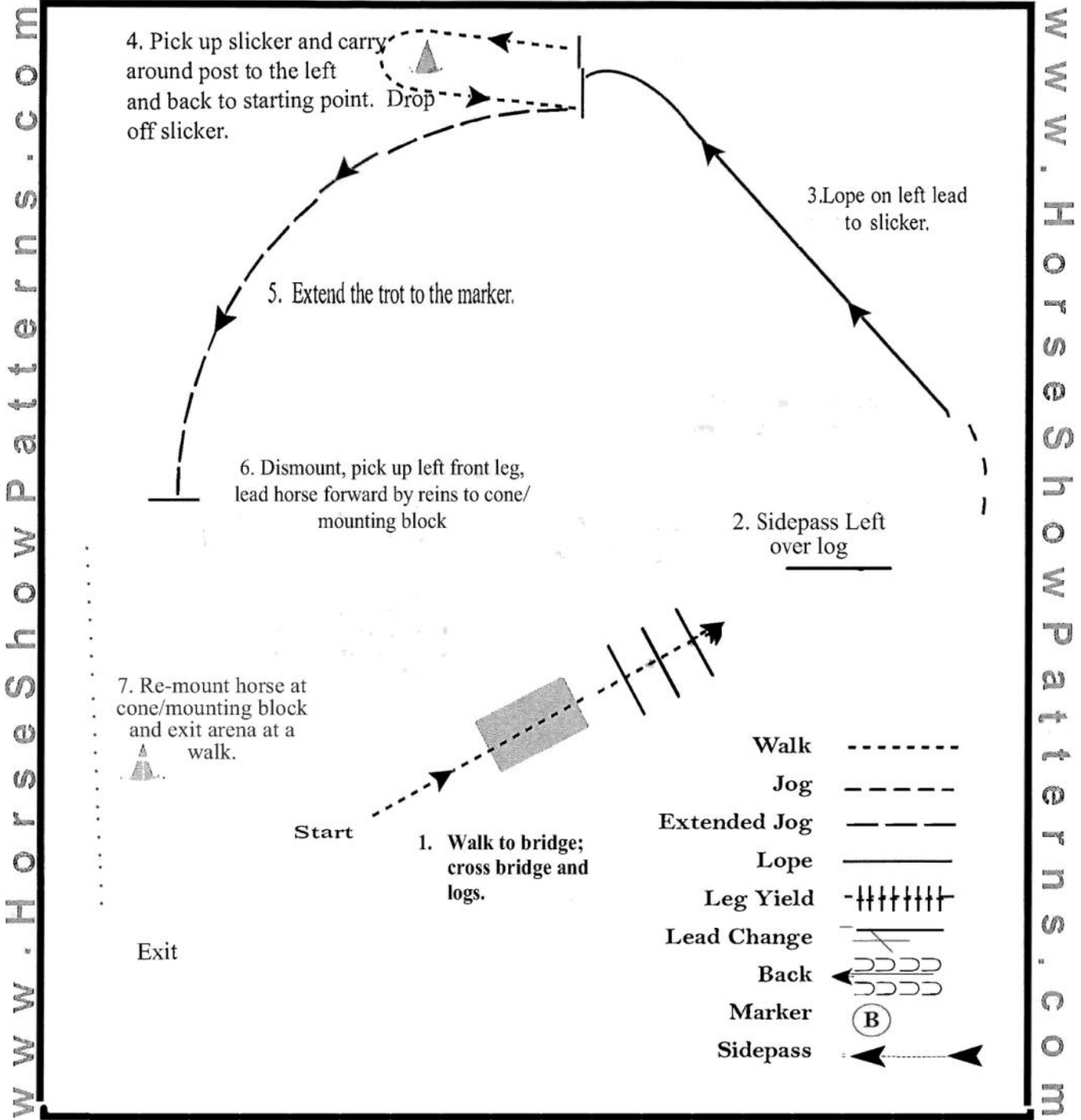


# NDApHC Fall Classic Appaloosa, Open & All Breed Challenge

All Ranch Trail

Show Date: 08-18-2023



[RT/3]

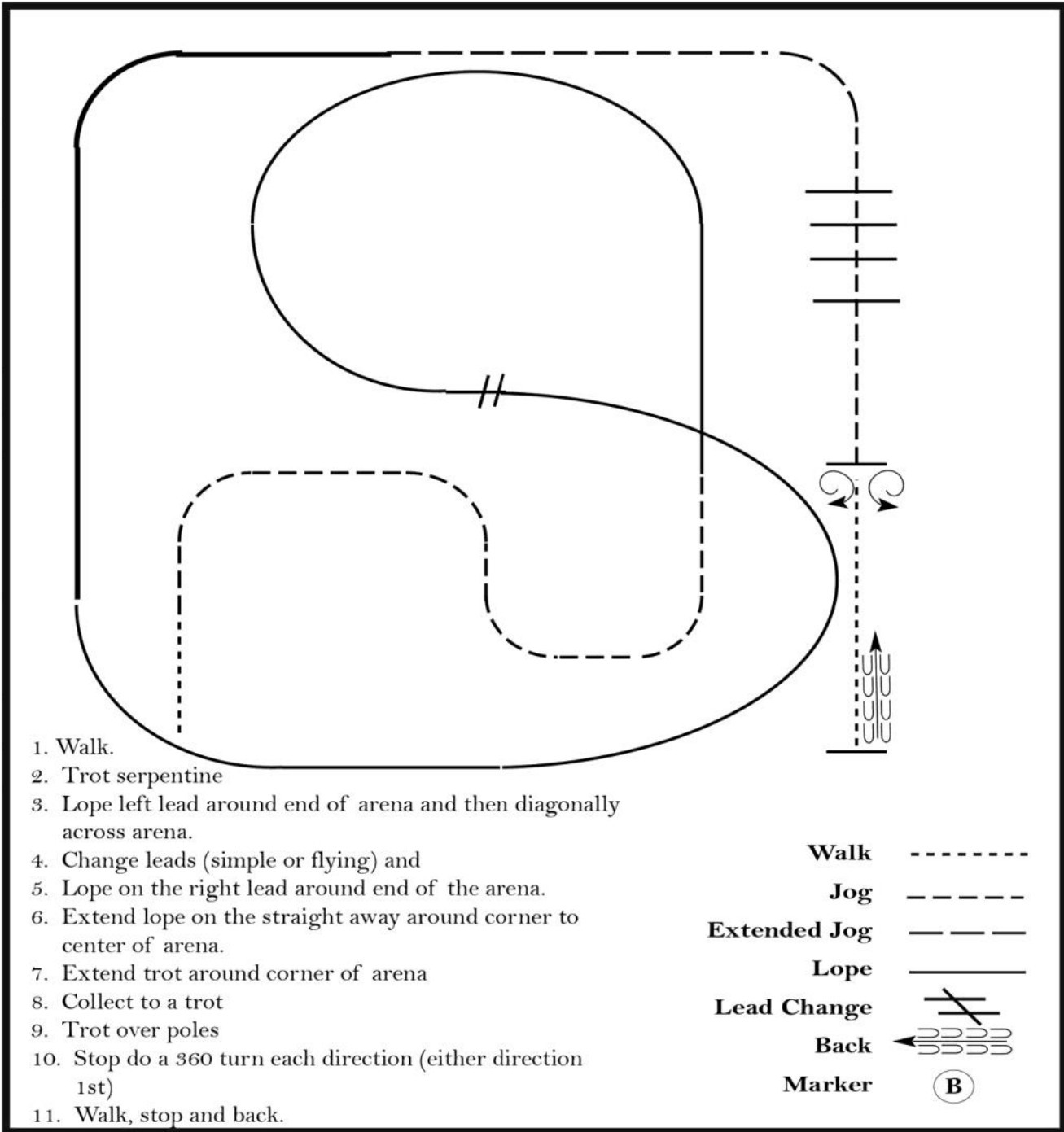
Pattern Provided by:  
**NDApHC**

# NDApHC Fall Classic Appaloosa, Open & All Breed Challenge Ranch Riding - All

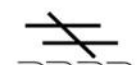
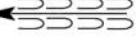

Show Date: 08-1-2023

www.HorseShowPatterns.com

www.HorseShowPatterns.com



1. Walk.
2. Trot serpentine
3. Lope left lead around end of arena and then diagonally across arena.
4. Change leads (simple or flying) and
5. Lope on the right lead around end of the arena.
6. Extend lope on the straight away around corner to center of arena.
7. Extend trot around corner of arena
8. Collect to a trot
9. Trot over poles
10. Stop do a 360 turn each direction (either direction 1st)
11. Walk, stop and back.

- Walk -----
- Jog -----
- Extended Jog -----
- Lope -----
- Lead Change 
- Back 
- Marker 

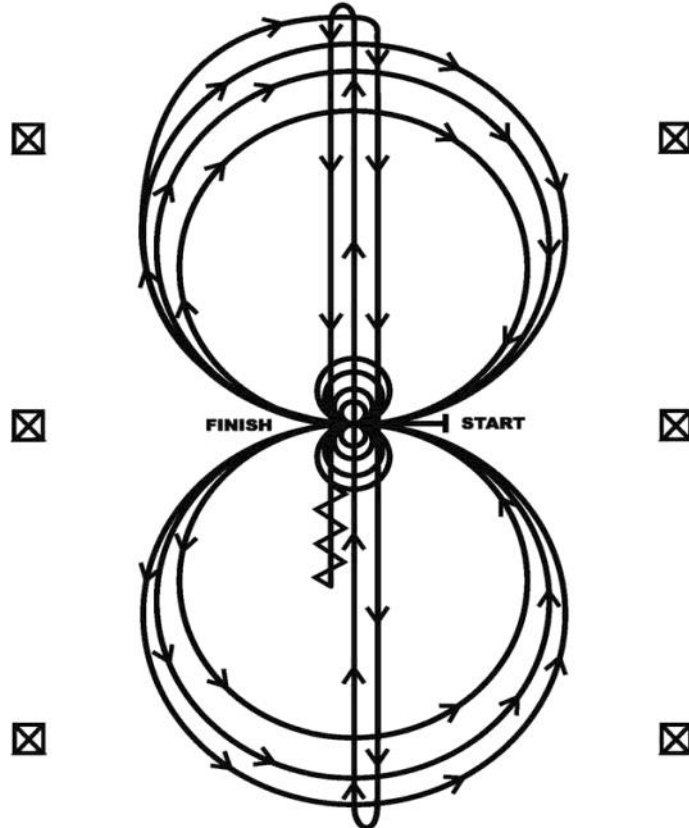
[RR/4]

**Pattern Provided by:**  
*North Dakota Appaloosa Horse Club*

# NDApHC Fall Classic Appaloosa, Open & All Breed Challenge All Ages

Show Date: 08-18-2023

## REINING PATTERN 2



Horses may walk or jog to the center of arena. Horses must walk or stop prior to starting pattern. Beginning at the center of the arena facing the left wall or fence.

1. Beginning on the right lead, complete three circles to the right: the first circle small and slow; the next two circles large and fast. Change leads at the center of the arena.
2. Complete three circles to the left: the first circle small and slow; the next two circles large and fast. Change leads at the center of the arena.
3. Continue around previous circle to the right. At the top of the circle, run down the middle to the far end of the arena past the end marker and do a right rollback—no hesitation.
4. Run up the middle to the opposite end of the arena past the end marker and do a left rollback—no hesitation.
5. Run past the center marker and do a sliding stop. Back up to the center of the arena or at least ten feet (three meters). Hesitate.
6. Complete four spins to the right. Hesitate.
7. Complete four spins to the left. Hesitate to demonstrate the completion of the pattern.

[R/AQHAP-2]

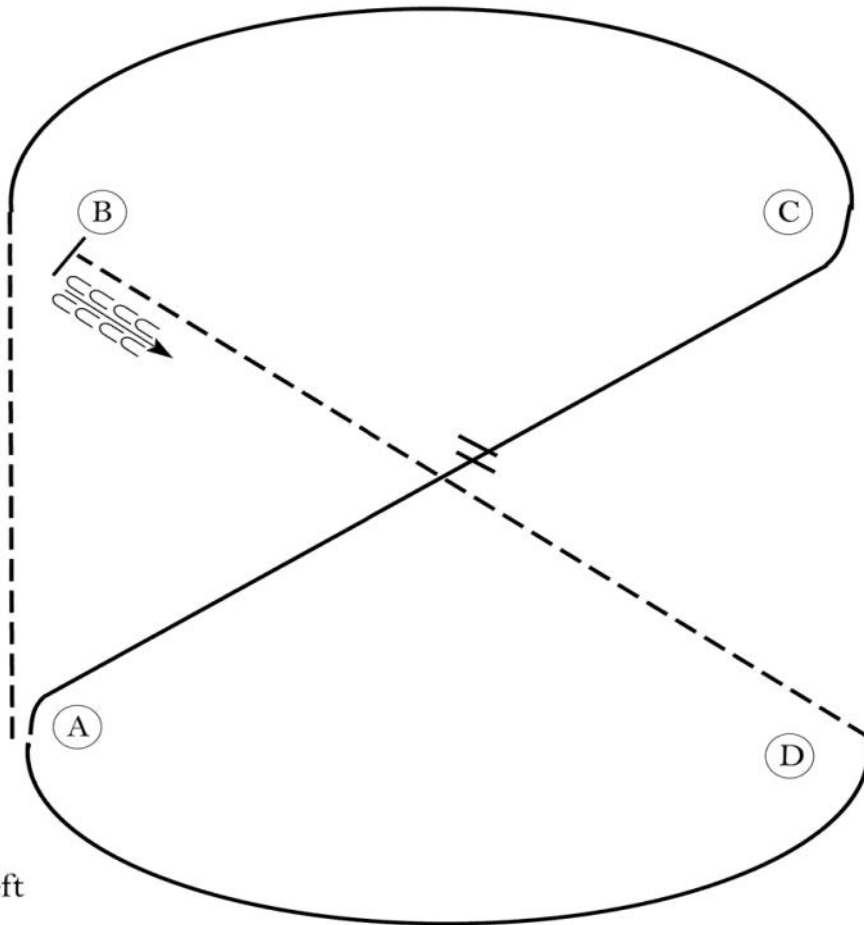
# NDApHC Fall Classic Appaloosa, Open & All Breed Challenge

## Hunt Seat Equitation (Novice/ Non Pro/ Youth) #97- #102

Show Date: 08-19-2023

w w w . H o r s e S h o w P a t t e r n s . c o m

w w w . H o r s e S h o w P a t t e r n s . c o m



Be ready at A.

1. Trot on the left diagonal to B.
2. Canter on the right lead to and around C and half way to A.
3. Perform a simple lead change between C and A.
4. Canter around A and to D.
5. Trot on the right diagonal from D to B.
6. Stop at B and back approximately one horse length.

Walk off and follow the directions of your ring steward.

Walk	-----
Trot	- - - - -
Extended Trot	— — — — —
Canter	—————
Lead Change	↖ ↗ ↘ ↙
Back	← ← ← ← ←
Marker	(B)
Hand Gallop	—————

[HSE/1-52]

Pattern Provided by:

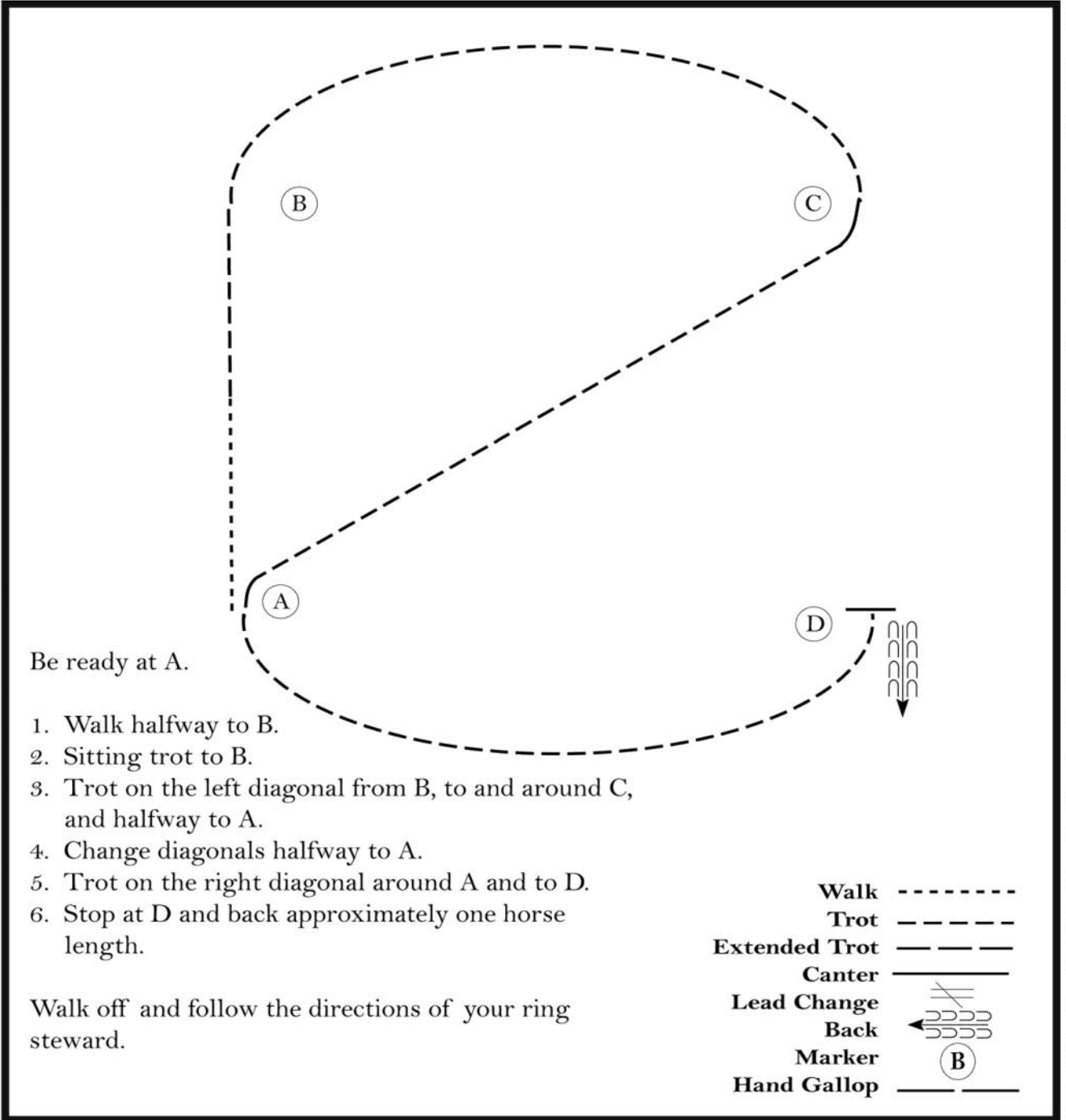
# NDApHC Fall Classic Appaloosa, Open & All Breed Challenge

## Hunt Seat Equitation (Walk Trot) #94- #96

Show Date: 08-19-2023

www.HorseShowPatterns.com

www.HorseShowPatterns.com



Be ready at A.

1. Walk halfway to B.
2. Sitting trot to B.
3. Trot on the left diagonal from B, to and around C, and halfway to A.
4. Change diagonals halfway to A.
5. Trot on the right diagonal around A and to D.
6. Stop at D and back approximately one horse length.

Walk off and follow the directions of your ring steward.

Walk	-----
Trot	- - - - -
Extended Trot	- - - - -
Canter	—————
Lead Change	///
Back	← cccccc
Marker	(B)
Hand Gallop	—————

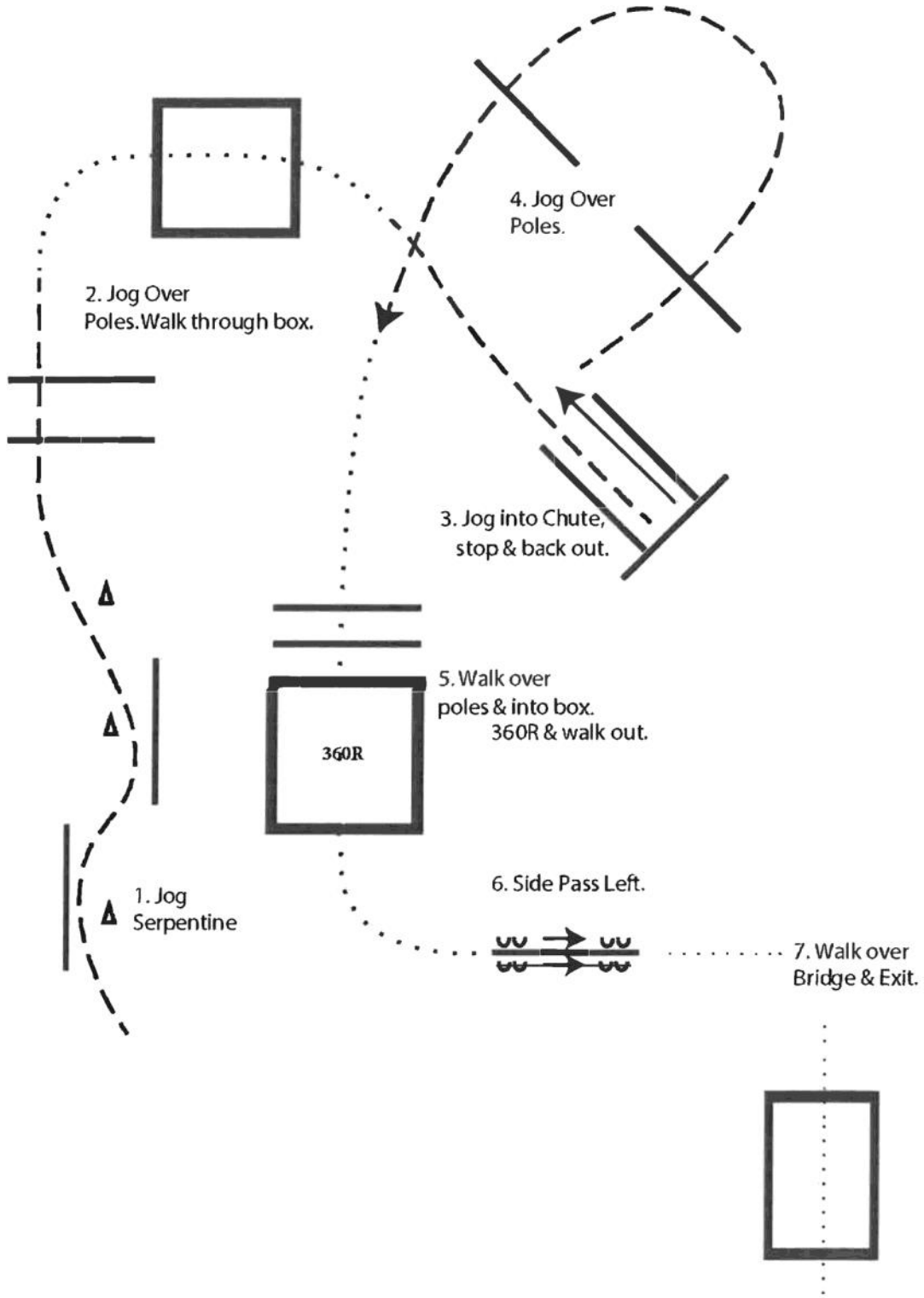
[HSE/WT-52]

**Pattern Provided by:**

2023 NDApHC Fall Classic Appaloosa, Open & All Breed Challenge Show

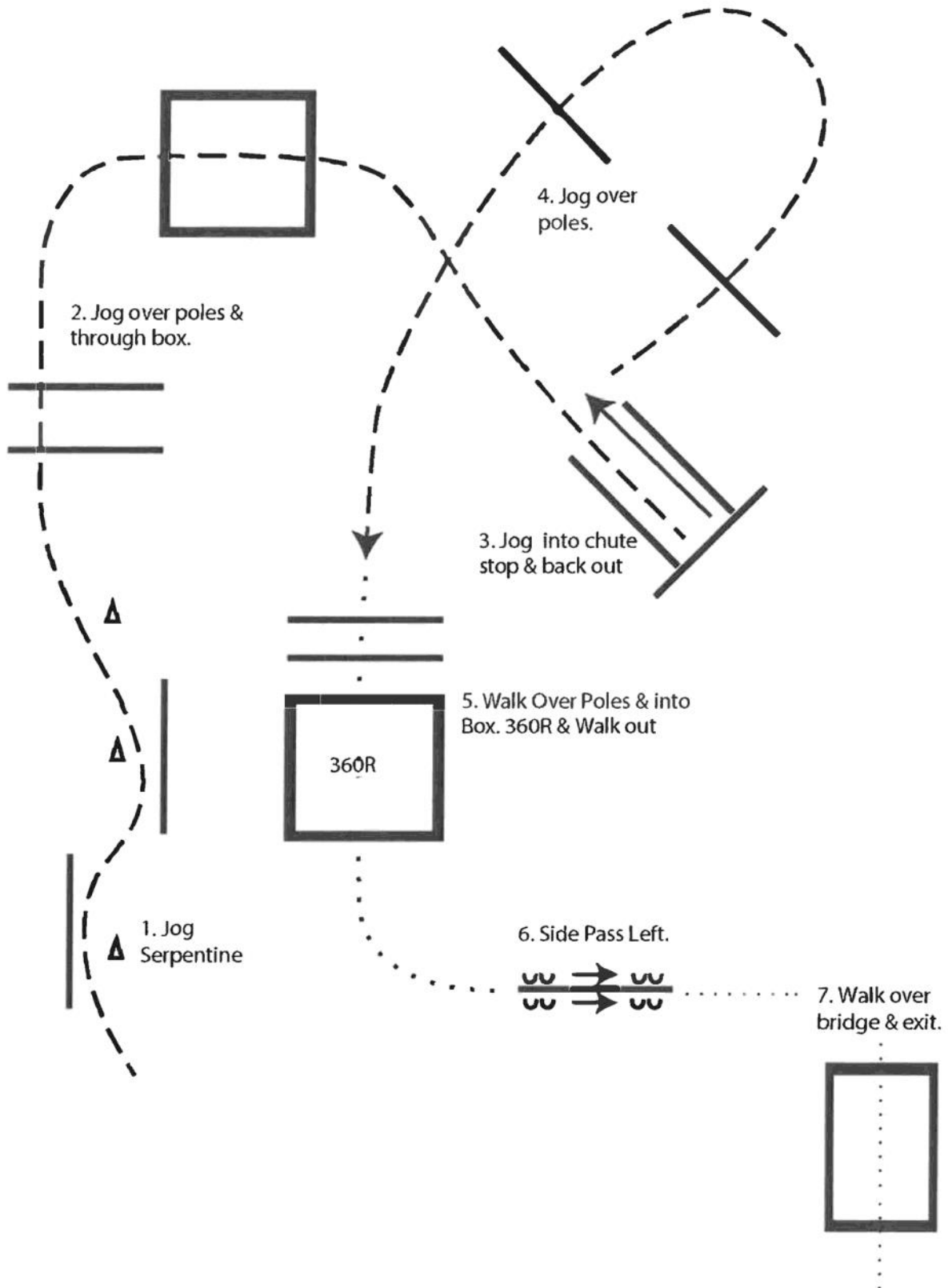
August 20, 2023

#108 Yearling In-Hand Trail & #109 Walk-Trot Trail 10 & U



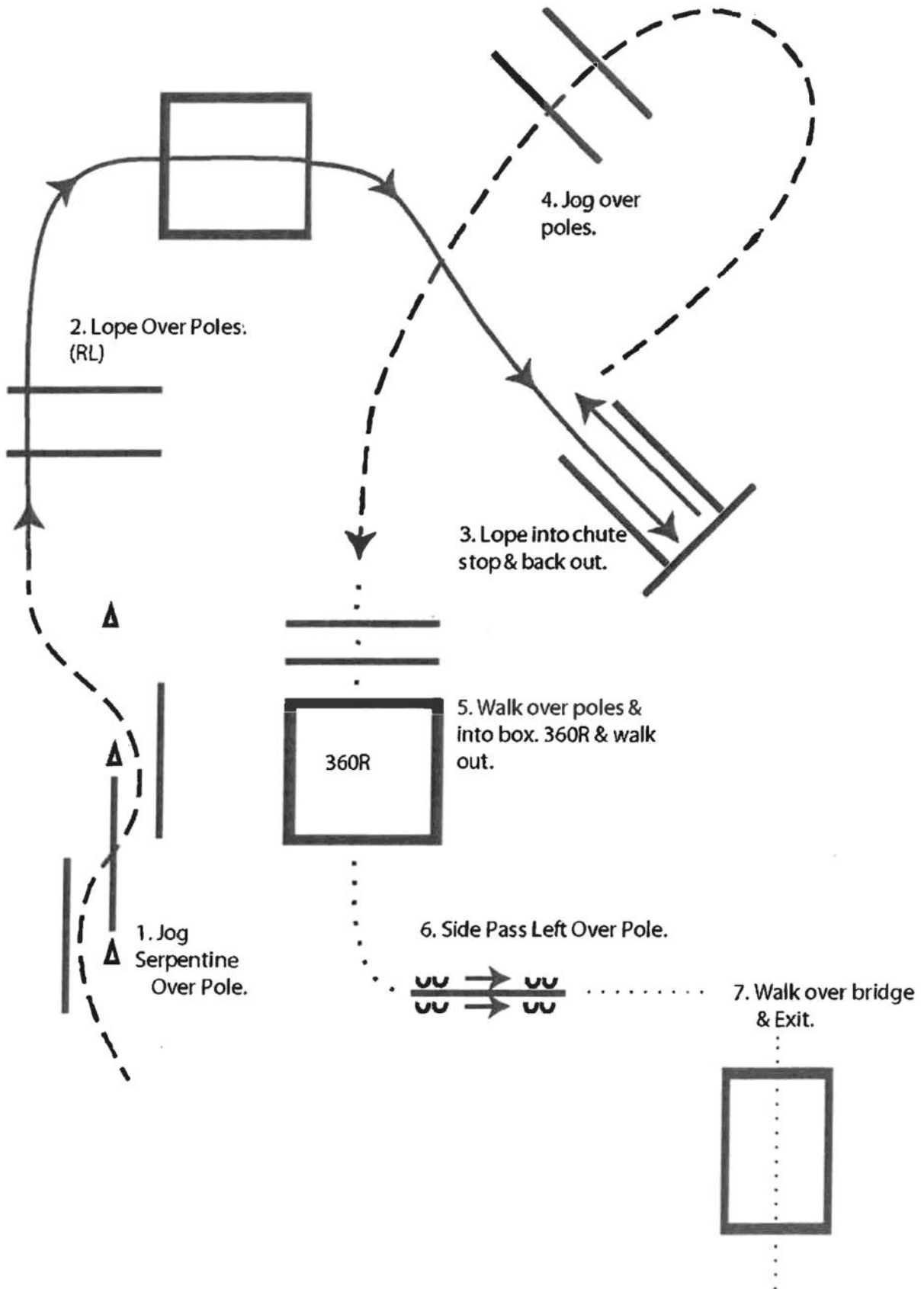
2023 NDAPHC Fall Classic Appaloosa, Open & All Breed Challenge Show  
August 20, 2023

#110 Walk-Trot 11-18, #111 Walk-Trot Non Pro, & #112 2Yr Walk-Trot Challenge



**2023 NDApHC Fall Classic Appaloosa, Open & All Breed Challenge Show**  
**August 20, 2023**

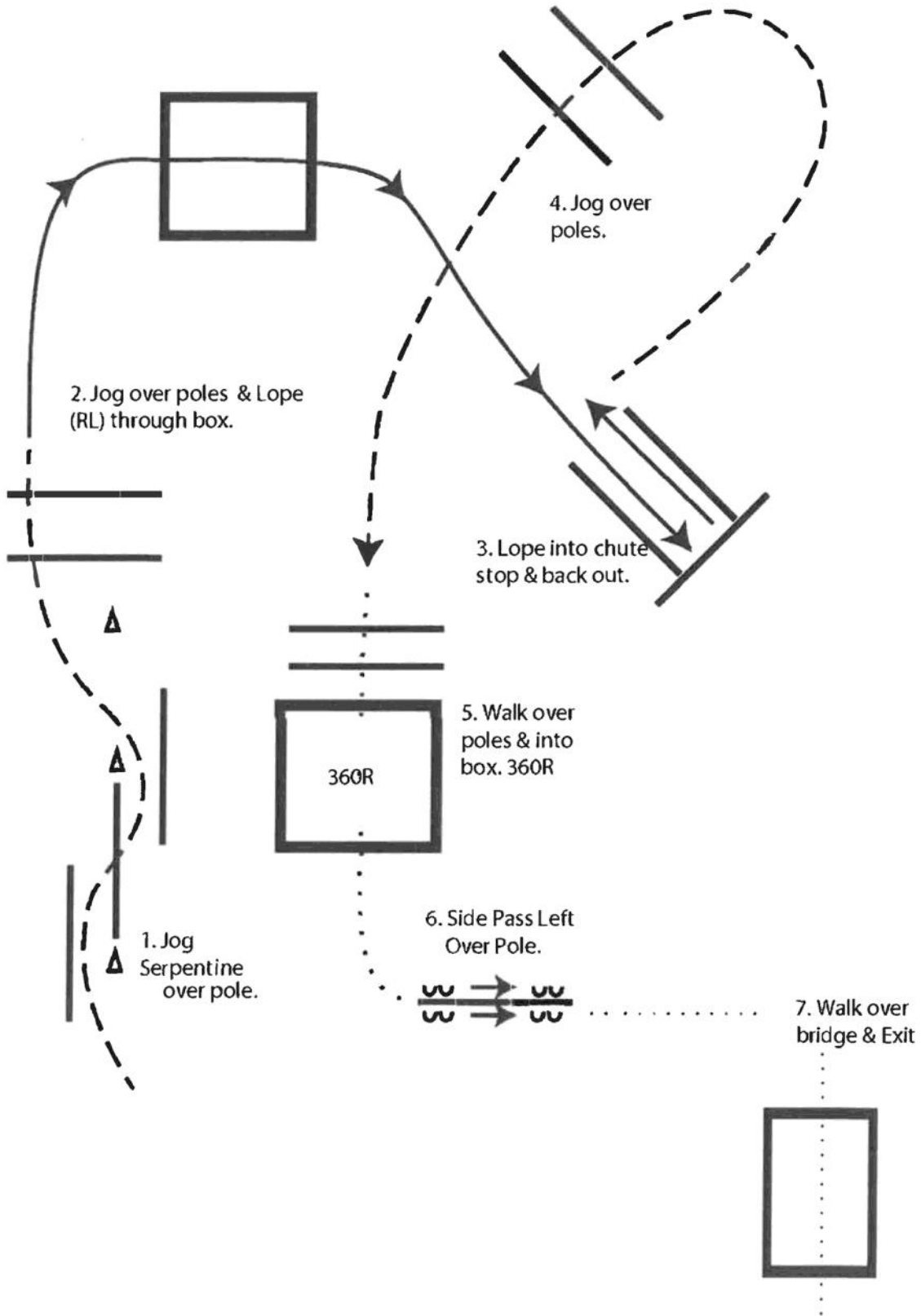
#113 Green, #114 Novice Non-Pro &, #115 Junior Trail, #116 Non Pro Masters, & #117 18 & Under



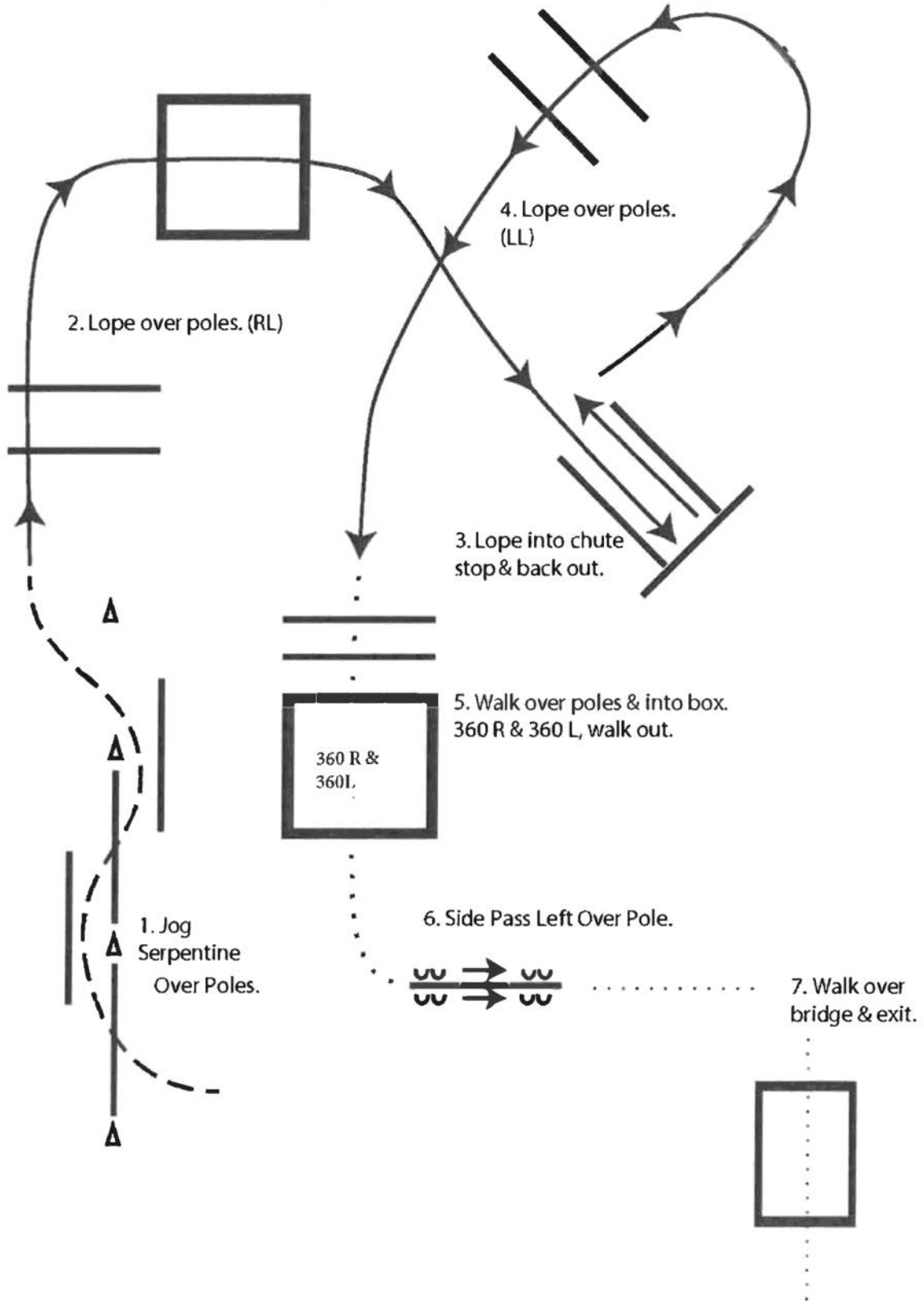


2023 NDApHC Fall Classic Appaloosa, Open & All Breed Challenge Show  
August 20, 2023

#118 3YO W/T/L Challenge Trail



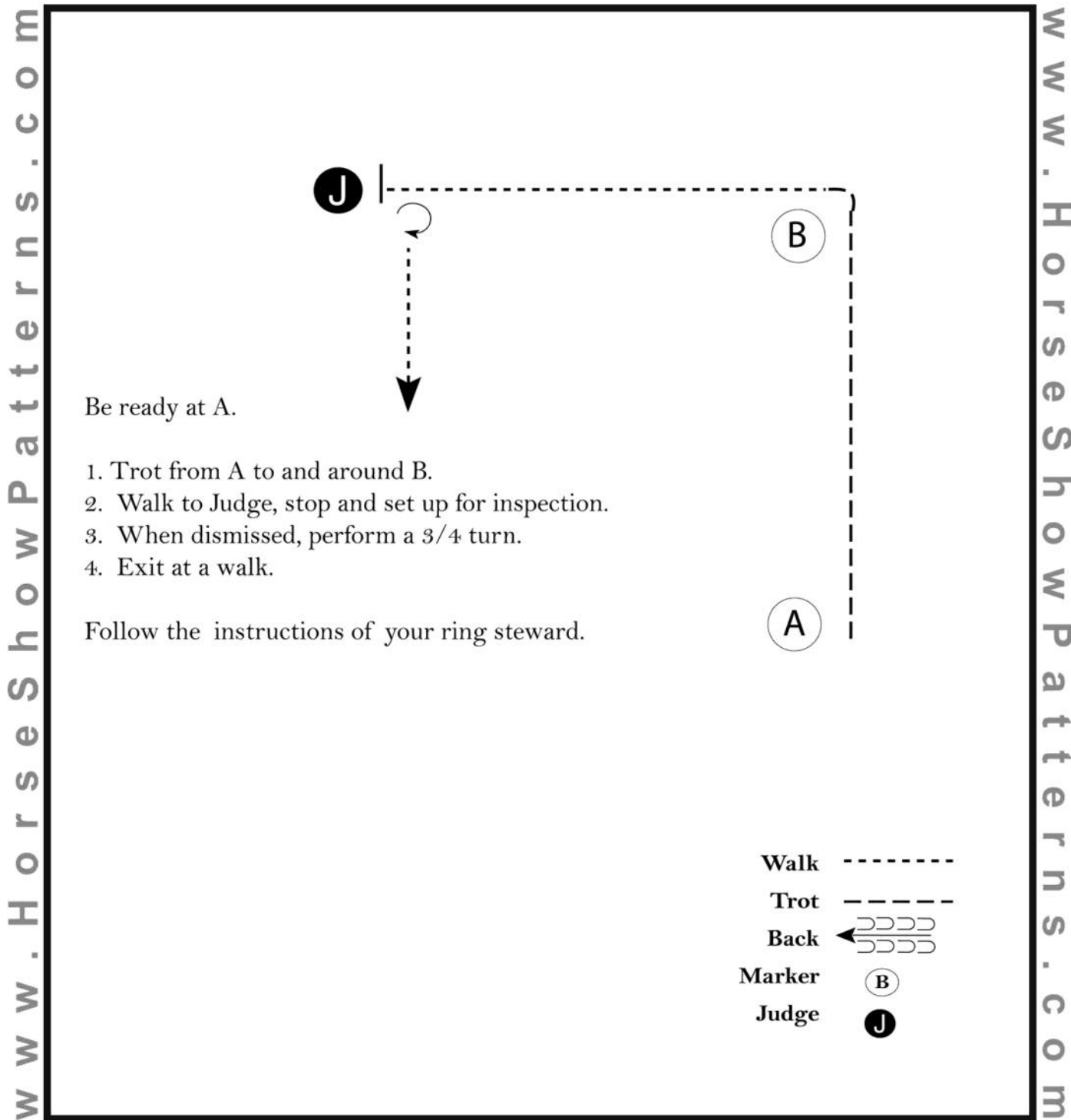
2023 NDAPHC Fall Classic Appaloosa, Open & All Breed Challenge Show  
August 20, 2023  
#119 Non-Pro, #120 Non-Pro 35 & Over & #121 Senior Trail



# NDApHC Fall Classic Appaloosa, Open & All Breed Challenge

## Showmanship (Walk Trot) #122

Show Date: 08-20-2023



[S/1-38]

Pattern Provided by:

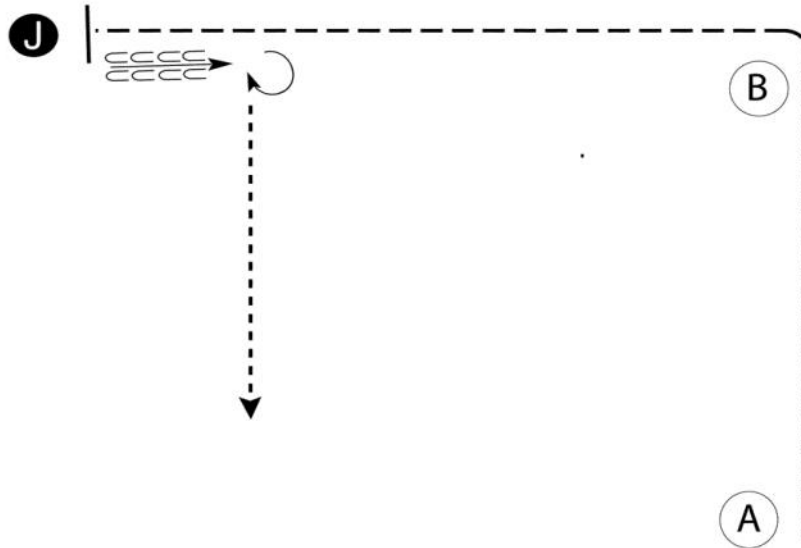
# NDApHC Fall Classic Appaloosa, Open & All Breed Challenge

## Showmanship (Novice and Non Pro) #123- #128

Show Date: 08-20-2023

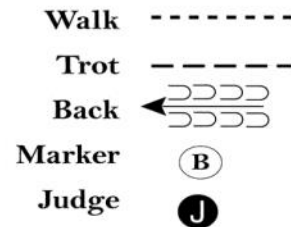
www.HorseShowPatterns.com

www.HorseShowPatterns.com



Be ready at A.

1. Walk to B.
2. Trot around B and to judge.
3. Stop and set up for inspection.
4. When dismissed, back one horse length.
5. Turn 270 degrees and walk straight off.



[S/1-23]

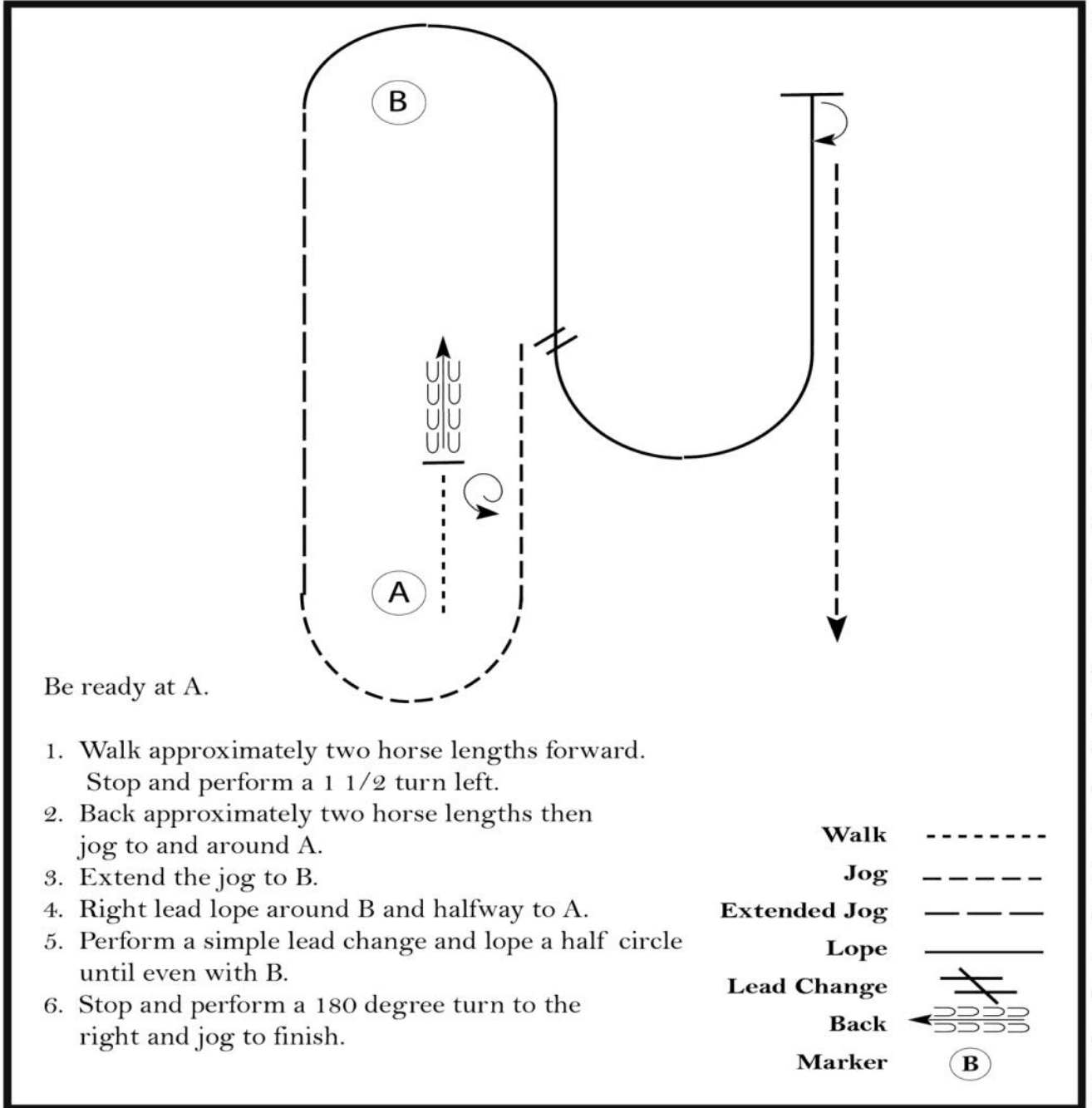
**Pattern Provided by:**

**NDApHC Fall Classic Appaloosa, Open & All Breed Challenge**  
**Western Horsemanship (Novice/ Non Pro/ Youth) #146 - #151**

*Show Date: 08-20-2023*

www.HorseShowPatterns.com

www.HorseShowPatterns.com



Be ready at A.

1. Walk approximately two horse lengths forward.  
Stop and perform a 1 1/2 turn left.
2. Back approximately two horse lengths then jog to and around A.
3. Extend the jog to B.
4. Right lead lope around B and halfway to A.
5. Perform a simple lead change and lope a half circle until even with B.
6. Stop and perform a 180 degree turn to the right and jog to finish.

<b>Walk</b>	-----
<b>Jog</b>	- - - - -
<b>Extended Jog</b>	-----
<b>Lope</b>	=====
<b>Lead Change</b>	⚡
<b>Back</b>	←←←←←
<b>Marker</b>	Ⓚ

**Pattern Provided by:**

[WH/2-118]

# NDApHC Fall Classic Appaloosa, Open & All Breed Challenge

## Western Horsemanship (Walk Trot) #143 - #145

Show Date: 08-19-2023

www.HorseShowPatterns.com

www.HorseShowPatterns.com

Be ready before A.

1. Walk to A.
2. Jog to B.
3. Turn 180 degrees to the right.
4. Jog back around to B.
5. Extend the jog from B to A.
6. Stop at A and back approximately one horse length.

Follow the instructions of your ring steward.

<b>Walk</b>	-----
<b>Jog</b>	- - - - -
<b>Extended Jog</b>	— — — —
<b>Lope</b>	—————
<b>Leg Yield</b>	
<b>Lead Change</b>	↘
<b>Back</b>	←←←←←
<b>Marker</b>	⊙ B
<b>Sidepass</b>	←←←←←

[WH/WT-44]

**Pattern Provided by:**

